


Data Sheet

Product: 15000 LTS Concrete Tank

DIMENSIONS / VOLUMES / WEIGHT

Measure	Unit	
Total height*	(cm)	240
Entry height*	(cm)	213
Exit height*	(cm)	209
Length	(cm)	370
Width	(cm)	238
Total volume	(m ³)	15.00
Useful volume	(m ³)	13.78
Weight	(T)	7.60
Manhole	(cm)	1 x Ø60
Ø IN / OUT	(mm)	160/160

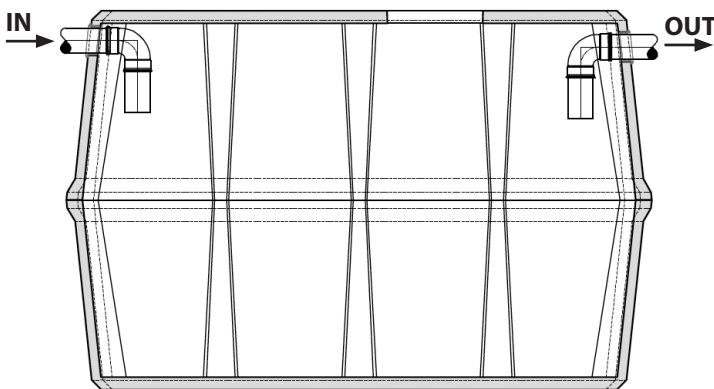
* tolerance ± 2 cm



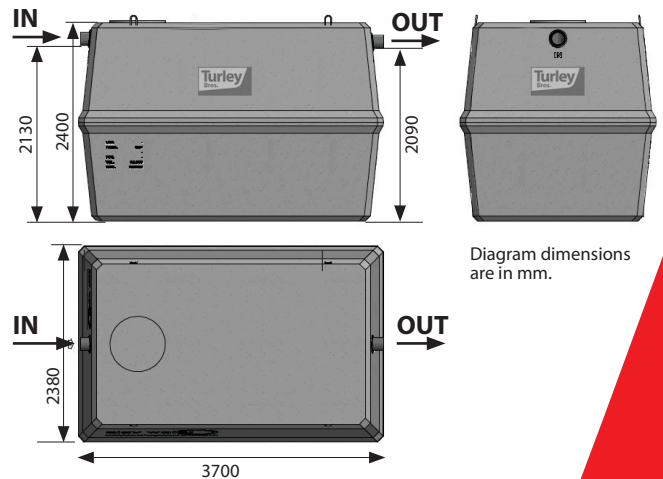
Material

Tank(s) High performance fibre reinforced concrete

OPERATION



SIZING



GUARANTEES

Tank : 10 years
Resistance B125

Turley Bros reserves the right to modify, or more generally, to update this document at any time without prior notice.